




T. DIMINISHED SEVENTH CHORDS

To build a diminished seventh chord:


To a diminished chord  add a note a **diminished seventh above the root**:  like this: 

Diminished chords may be written in several ways.

Here are three ways of notating the same chord:



- 1** Add accidentals to make these diminished seventh chords. The first three have been done for you.




You can tell whether each chord is correct by checking that **all the notes are a minor third apart**.

To make them easy to sing and to create a flowing sound, diminished sevenths usually happen when most notes are **repeated or moving by step**.



Often the chord arises from notes of **melodic decoration**. In this case one note is an auxiliary and another a passing note.



- 2** Add the missing notes in each bar to create a diminished seventh chord. Usually (although not always) parts should be either repeated notes or moving by step.



- 3** Here is the first phrase of a chorale melody. Continue the harmonisation in a similar style, using a diminished seventh chord under the star.



Bach's harmonisation is in a separate file. Please study this before sending in your harmonisation.